

How can we collaborate?

ConVeY Retreat Fall 2024

Goal

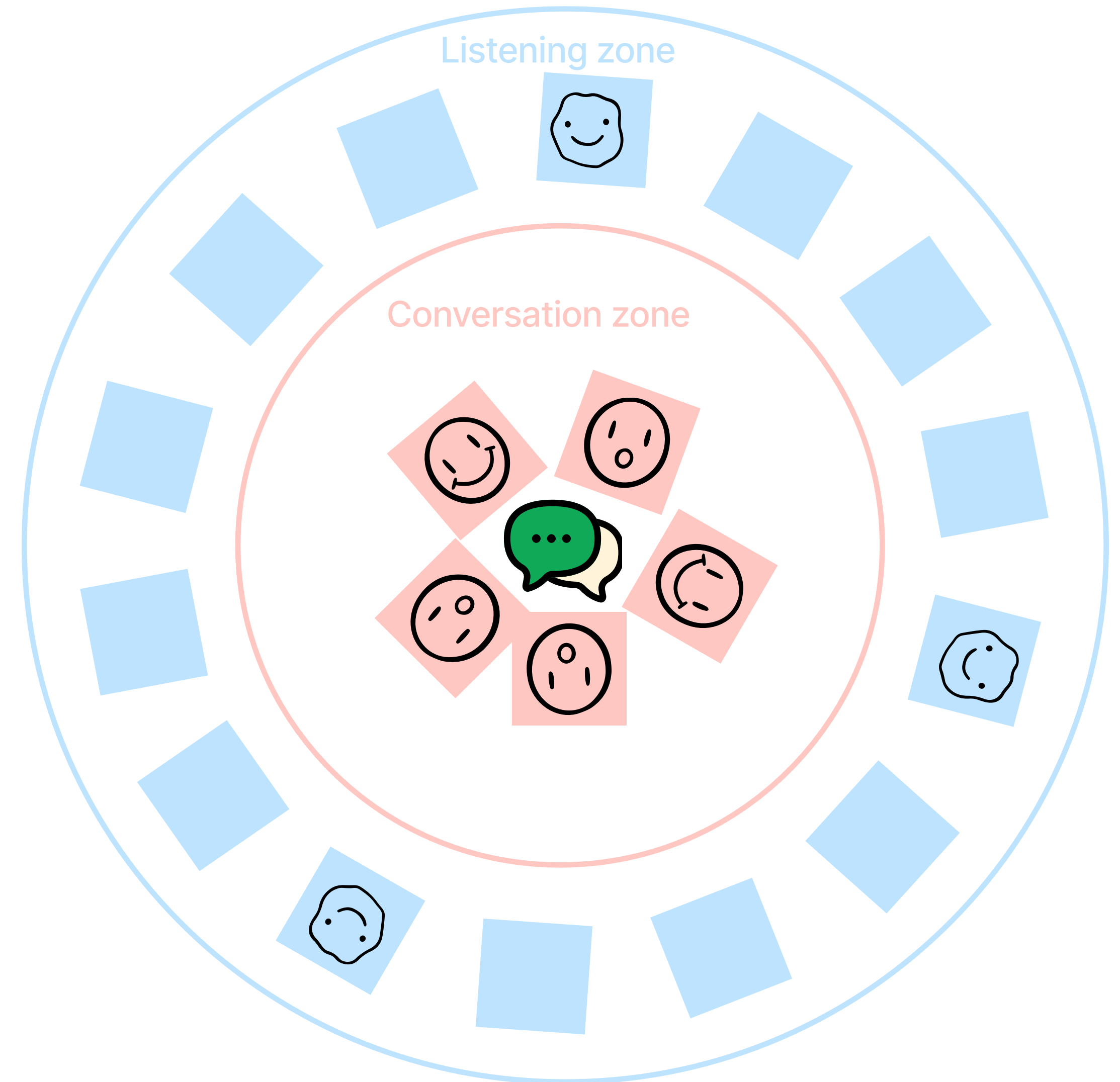
1. Expectations on co-authorship are clear
2. You decide on first concrete steps towards co-authorship

My personal opinion

- Your commitment should be realistic
- Small steps are ok
- General ideas:
 - Transfer/application of existing ideas
 - Co-development
 - Contribution through discussion and writing
- The PhD supervisor must support such a collaboration

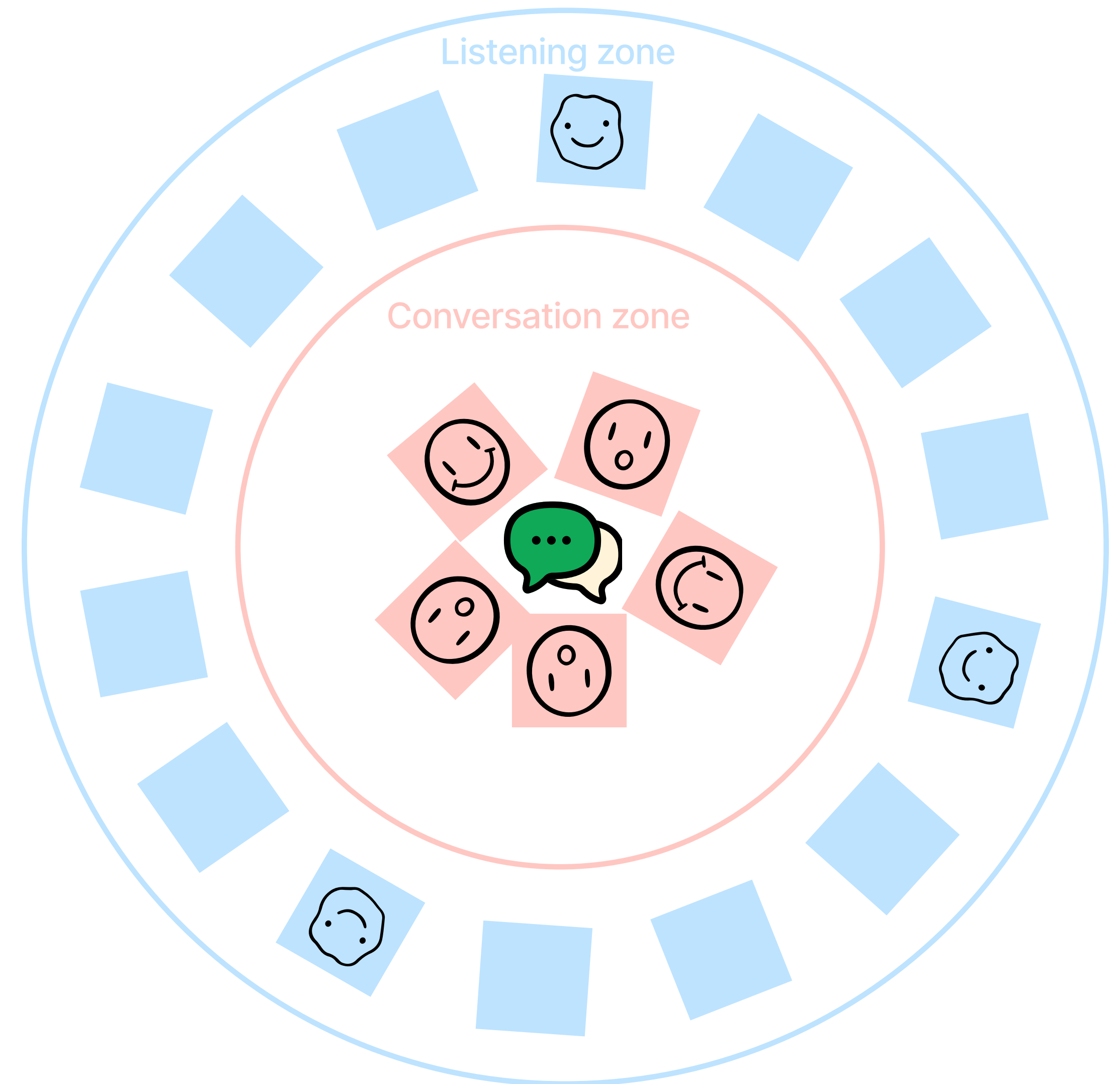
Expectations on Co-Authorship within ConVeY

- 5-7 PI volunteers for the conversation
- Students: Consider with which person you would like to write a paper together
- Meet in groups of 2-4 people



Expectations on Co-Authorship within ConVeY

1. Inner circle discussion (~12 minutes)
2. Outer circle defines questions (~5 minutes)
3. Outer circle asks questions (~12 minutes)



Expectations on Co-Authorship within ConVeY

1. Inner-Circle Discussion

~ 12 minutes

“What do you expect the collaboration between your student and another ConVeY student to look like?”

“How to collaborate?”



*Inner Circle: Imagine you are at a campfire
(or trapped in a taxi with a colleague)*

Expectations on Co-Authorship within ConVeY

1. Inner-Circle Discussion

~ 12 minutes

“What do you expect the collaboration between your student and another ConVeY student to look like?”

“How to collaborate?”


2. Outer Circle Defines Questions

~ 5 minutes

1. Stand up and meet in your groups
2. Share your observations and questions that came to your mind.

Make sure everyone gets to contribute.

Go big on your questions!



Expectations on Co-Authorship within ConVeY

1. Inner-Circle Discussion

~ 12 minutes

“What do you expect the collaboration between your student and another ConVeY student to look like?”

“How to collaborate?”

2. Outer Circle Defines Questions

~ 5 minutes

1. Stand up and meet in your groups
2. Share your observations and questions that came to your mind.

Make sure everyone gets to contribute.

3. Outer Circle Asks Questions

~ 12 minutes

Outer circle asks questions to the inner circle

Short break

What?

1. What?

~ 12 minutes

- *1 minute:* **What happened? What stood out for you, what observations did you make?**
- *5 minutes:* Meet in your group and share your observations
- *5 minutes:* Share the most outstanding observations

What?

2. So What?

~ 12 minutes

- *1 minute:* **Why is this important to you, what does this mean for you?**
- *5 minutes:* Meet in your group and share your conclusions
- *5 minutes:* Share the most important conclusions and opinions

What?

3. Now What?

~ 25 minutes

- *5 minutes:* Think about the next steps:
 - **Students:** What are concrete actions that you can do without additional resources, to work towards co-authorship with another person at ConVeY?
 - **PIs:** What are concrete actions that you can do, to help your students in co-authorship with other ConVeY students?
- *10 minutes:* Meet with your groups and share your ideas/intentions turn by turn. Then write down the first steps you want to commit to.
- *10 minutes:* Share your commitment. We can revisit this at the next retreat.

Just 15% is enough!

- *Set small, realistic steps.*
- *Make concrete plans (when, where, how, who's involved?)*

Techniques

Liberating Structures:

1. Poster Session: Deviation of Social Network Webbing
2. PI Discussion: User Experience Fishbowl
3. Next Steps: What? So What? Now What? (W³) mixed with 15% solutions